


Parents ... Get Straight A's With a Healthy Breakfast

Healthy Eating
Made Easier®

Your Child's Attention, Attendance and Academic Achievement Improve With Breakfast

The proven benefits of breakfast for your child include:

- * Better overall nutrition and healthy body weight
- * Fewer absences and reduced tardiness
- * Higher scores on achievement tests



Did You Know?


- * Breakfast is the most important meal of the day.
- * Any child who skips or does not have access to breakfast can suffer learning and health problems.
- * Eating breakfast gets rid of hunger symptoms such as being tired or sleepy, getting headaches or becoming cranky.

Helpful hints for busy parents

- * **Get off to a good start**
Make sure your child has time for breakfast at home or take advantage of the School Breakfast Program if your school operates one. School meals are not only convenient but also an inexpensive and healthy option.
- * **Keep breakfast simple**
Have items available in your kitchen that can easily be put together in the morning: cereal, milk, toast or bagels, cheese, fruit and yogurt.
- * **Join your child for breakfast**
Be a positive role model—eat breakfast yourself and share breakfast with your child when you can.

Quick and easy ideas for breakfast ...

Cereal and low-fat milk



Toasted bagel with cream cheese



Toast with peanut butter

Fruit smoothie (blend fruit with milk or yogurt)

Cereal bar with fruit and a yogurt

Hard-cooked egg and whole-grain toast




Help Your Family Make Breakfast a Priority and Meet Your Nutrient Needs



How much does your child need from each of the food groups every day?

Age	Dairy Milk, Yogurt, Cheese	Vegetables	Fruits	Grains Breads, Cereals, Pasta	Protein Meat, Beans, Nuts
2-8	2-2½ cups	1-2 cups	1-1½ cups	3-5 ounces	2-5 ounces
9-11	3 cups	2-3 cups	1½-2 cups	5-7 ounces	5-6 ounces



Serve a breakfast that includes a good source of protein such as cheese, egg, milk or peanut butter. Serve two other food groups to fill in the rest of the meal, such as whole-grain toast or cereal with fruit.

Healthy Breakfast Foods:

Make half your grains whole. Choose whole-grain foods often, such as oatmeal or whole-wheat bread, bagels or cereal.

Get your calcium-rich foods. To build strong bones choose low-fat or fat-free milk, and cheeses or yogurt for breakfast.

Focus on fruits. Eat them at breakfast on top of cereal or add them to a yogurt smoothie.

Go lean with protein. Add peanut butter to toast or try a “breakfast” bean and cheese burrito.

